

# Town of Riverview

## Report Statistics

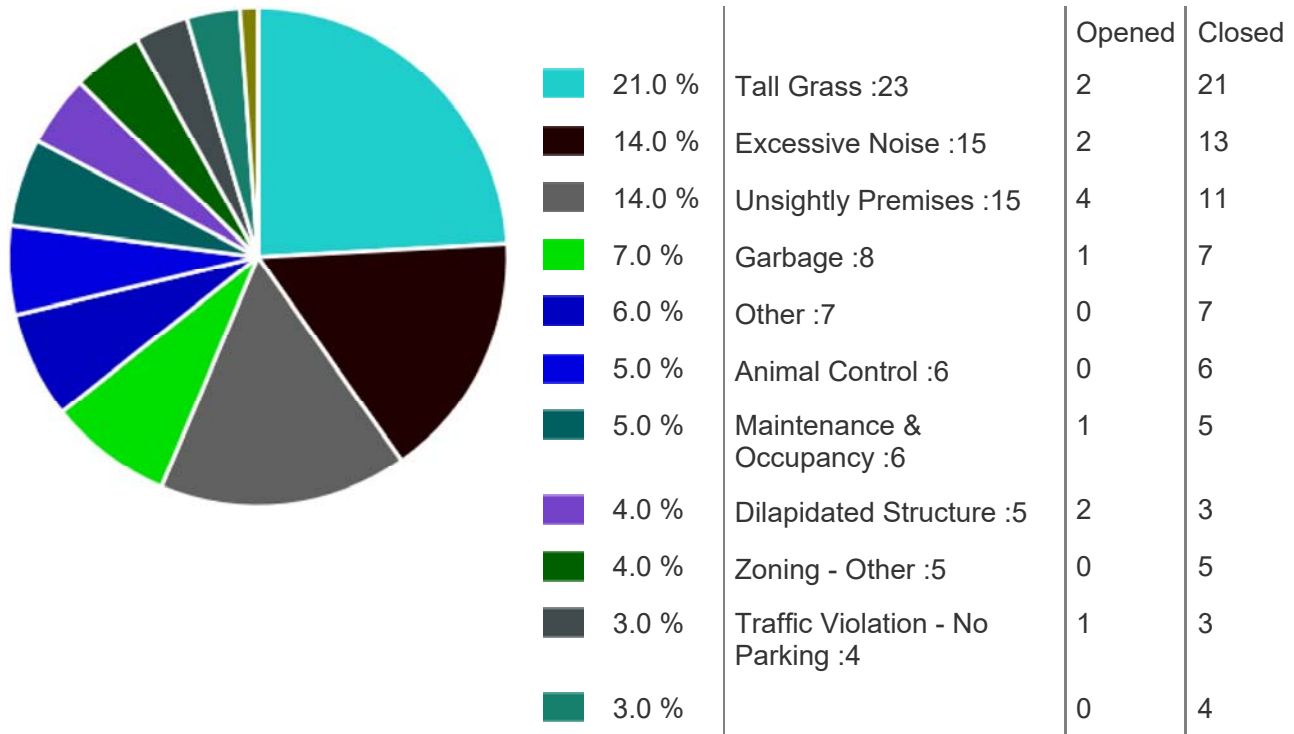
January-21-2019







Service Types : Excessive Noise, Zoning - Fences, Traffic Violation - No Parking, Garbage, Dilapidated Structure, Tall Grass, Unsightly Premises, Traffic Violation - Traffic (Dual Wheels), Animal Control, Other, Maintenance & Occupancy, Zoning - Other, Zoning - Swimming Pools, Pedlars, Traffic Violation - Commercial Vehicles, Building Permit, Traffic Violation - Winter Ban

Date Period : January-01-2018 - December-31-2018

Total Number of Requests :	105
Opened :	14
Closed :	91
Total Time Tracked :	104.80 hours
Total Cost Tracked :	\$77.00
Average number of days to close a service request :	41
Average number of days to close a service request (System wide) :	30
Number of submissions from the website :	0
Number of submissions entered by staff :	105

Total number of requests by Service Type :



		Traffic Violation - Commercial Vehicles :4		
	1.0 %	Traffic Violation - Traffic (Dual Wheels) :2	0	2
	0.0 %	Zoning - Fences :1	1	0
	0.0 %	Zoning - Swimming Pools :1	0	1
	0.0 %	Pedlars :1	0	1
	0.0 %	Building Permit :1	0	1
	0.0 %	Traffic Violation - Winter Ban :1	0	1