



Student Profiles 2018

In 2018, the Town of Riverview recruited for 48 available positions through the Summer Student Employment Program with the Department of Parks, Recreation and Community Relations and the Department of Economic Development.

The Department of Human Resources put forth an effort to increase the number of applicants through a targeted recruitment campaign that included employer branding, online advertising and employment fairs throughout New Brunswick, Prince Edward Island and Nova Scotia. These efforts led to a 36% increase in applicants over the previous year.

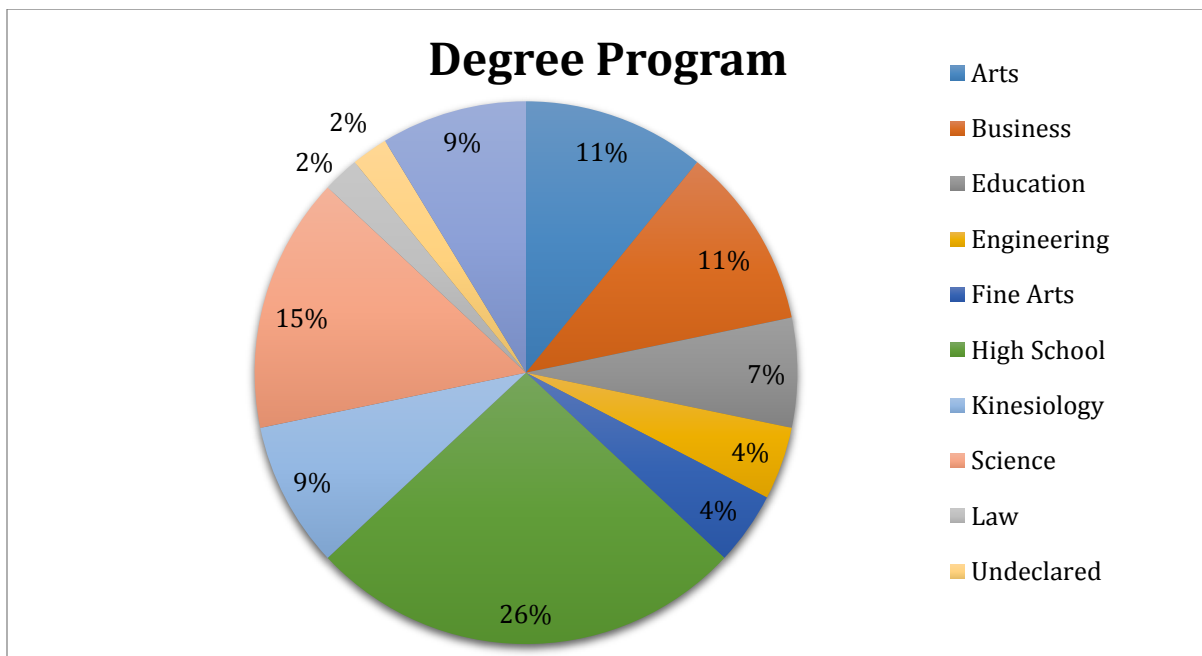
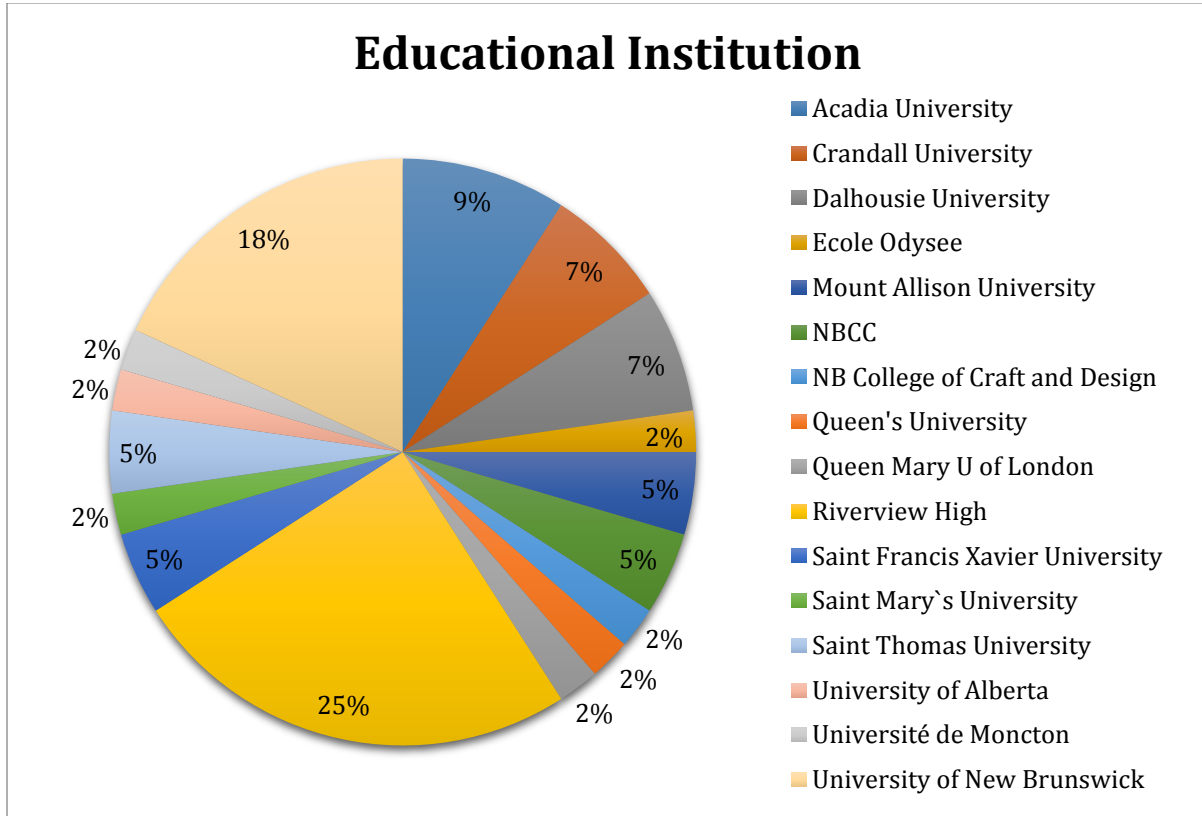
The 48 positions, as listed below, had been filled at the beginning of the summer season with two employees in Park and Pool Maintenance resigning late in the year for other full time opportunities post-graduation.

The Town was awarded \$ 44,102.21 in summer student employment grants through Canada Summer Jobs (\$25, 223), Student Employment Experience Development (\$11,025) and the Green Jobs Initiative (\$7854.21).

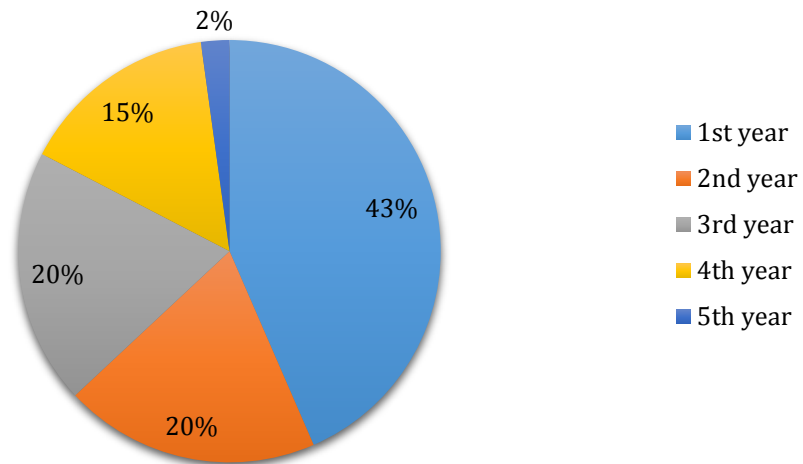
Position	# of Positions	Term (2018)	Rate of Pay	# Hrs/ Week	# of Weeks
Children's Program Coordinator	1	May 14-August 31	\$15.75	40	16
Children's Program Team Lead	4	June 11 – August 31	\$13.00	40	12
Seniors Coordinator	1	May 7 – August 17	\$13.75	40	15
Junior Leadership Coordinator	1	May 14- August 24	\$14.25	40	15
Community Events Coordinator	1	May 14- August 24	\$14.25	40	15
Community Garden Facilitator	1	May 7- August 24	\$13.50	35	16
Active Living Facilitator	1	May 28- August 24	\$13.50	35	13
Day Camp Counsellor	5	June 18 – August 31	\$12.00	40	11
Outdoor Play Leader	5	June 18 – August 31	\$11.50	35	11
Adventure Counsellor	5	June 18 – August 31	\$12.25	40	11
Arts & Crafts Instructor	1	June 18 – August 31	\$12.00	35	11
Junior Leader Assistant	2	May 22- August 24	\$12.75	35	14
Community Events Assistant	2	June 4- August 24	\$12.75	35	12
Student Office Assistant	1	June 18 – August 31	\$12.00	35	11
Park and Pool Maintenance	15	May 1- August 31	\$11.25	40	18
Tourism Planner	2	June 1- August 31	\$14.00	30-35	13



The following charts provide a demographic breakdown of 46 student employees in 2018.



Years of Service



Residence

