

Town of Riverview

Report Statistics

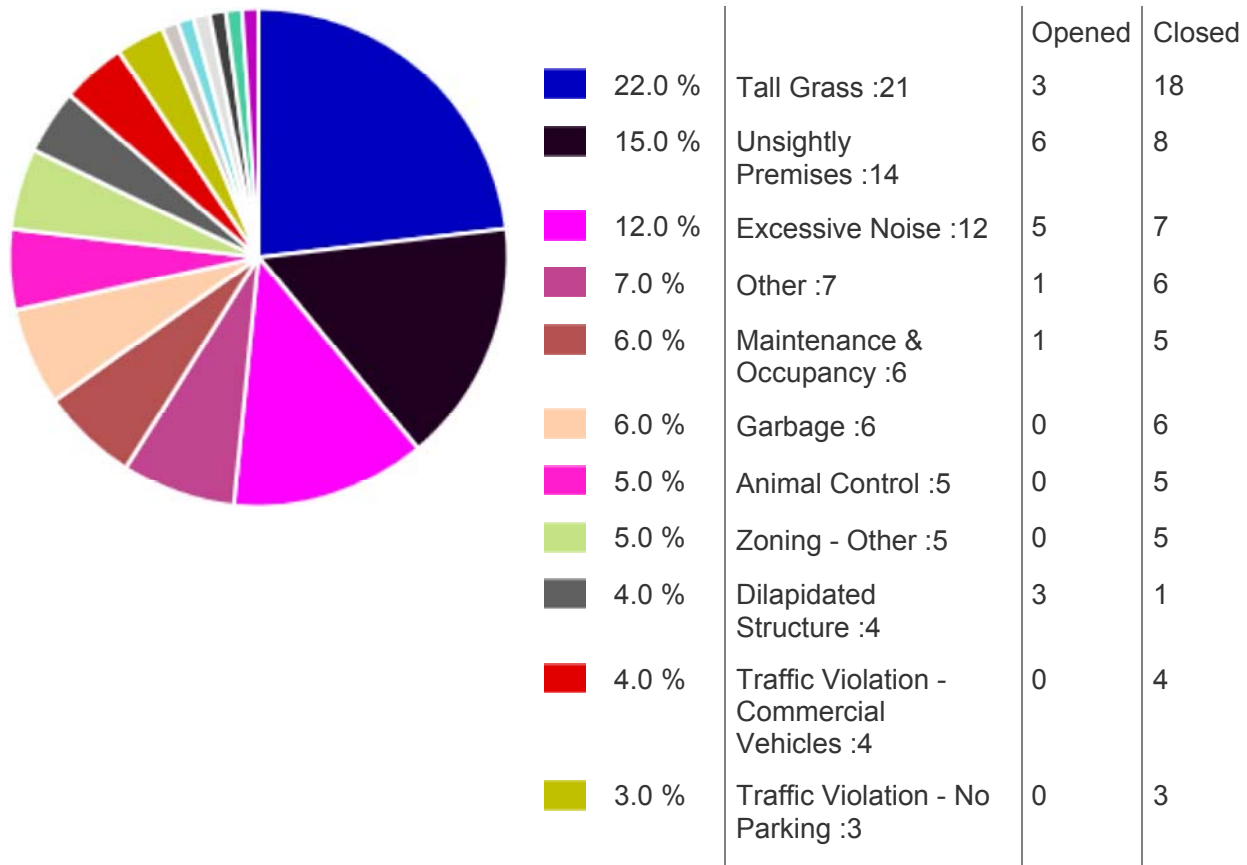
September-18-2018







Service Types : Excessive Noise, Dilapidated Structure, Tall Grass, Unsightly Premises, Maintenance & Occupancy, Traffic Violation - Traffic (Dual Wheels), Animal Control, Garbage, Zoning - Other, Zoning - Swimming Pools, Zoning - Fences, Other, Pedlars, Traffic Violation - Commercial Vehicles, Traffic Violation - No Parking, Building Permit, Traffic Violation - Winter Ban

Date Period : January-01-2018 - August-31-2018

Total Number of Requests :	93
Opened :	20
Closed :	73
Total Time Tracked :	87.55 hours
Total Cost Tracked :	\$77.00
Average number of days to close a service request : 37	
Average number of days to close a service request (System wide) : 28	
Number of submissions from the website : 0	
Number of submissions entered by staff : 93	

Total number of requests by Service Type :



	1.0 %	Traffic Violation - Traffic (Dual Wheels) :1	0	1
	1.0 %	Zoning - Swimming Pools :1	0	1
	1.0 %	Zoning - Fences :1	1	0
	1.0 %	Pedlars :1	0	1
	1.0 %	Building Permit :1	0	1
	1.0 %	Traffic Violation - Winter Ban :1	0	1