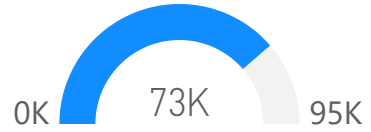


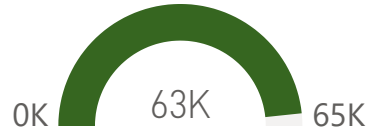
2023 Codiak Ridership Analysis October 2023



2023 Boards (On) to date



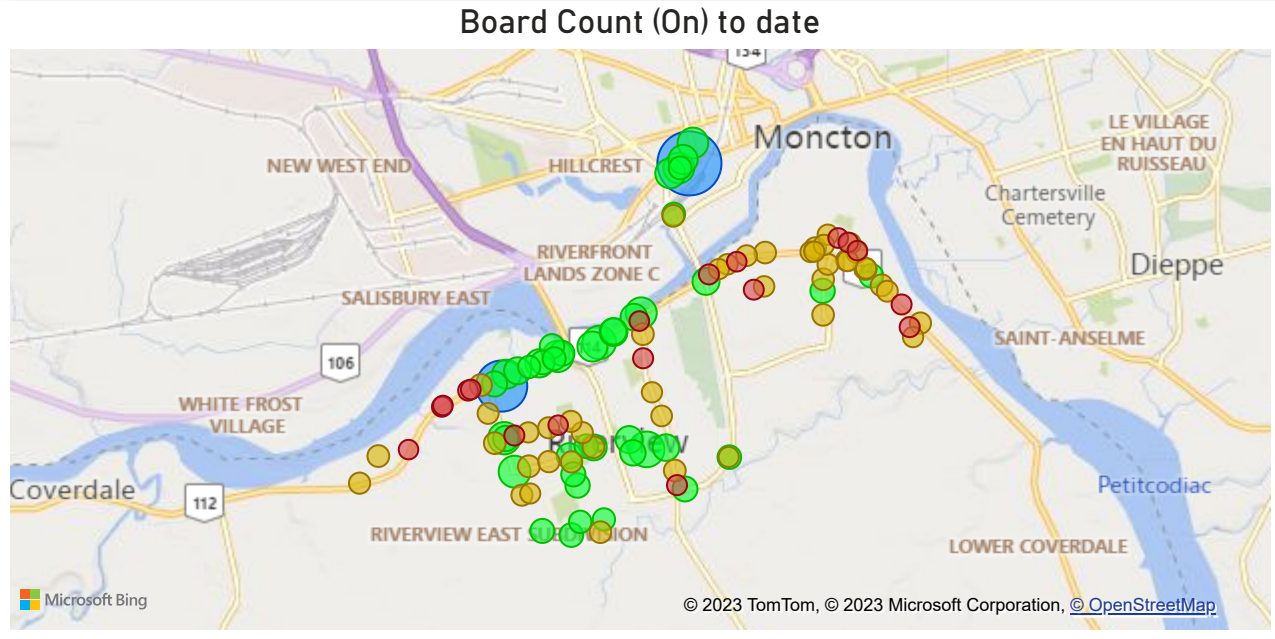
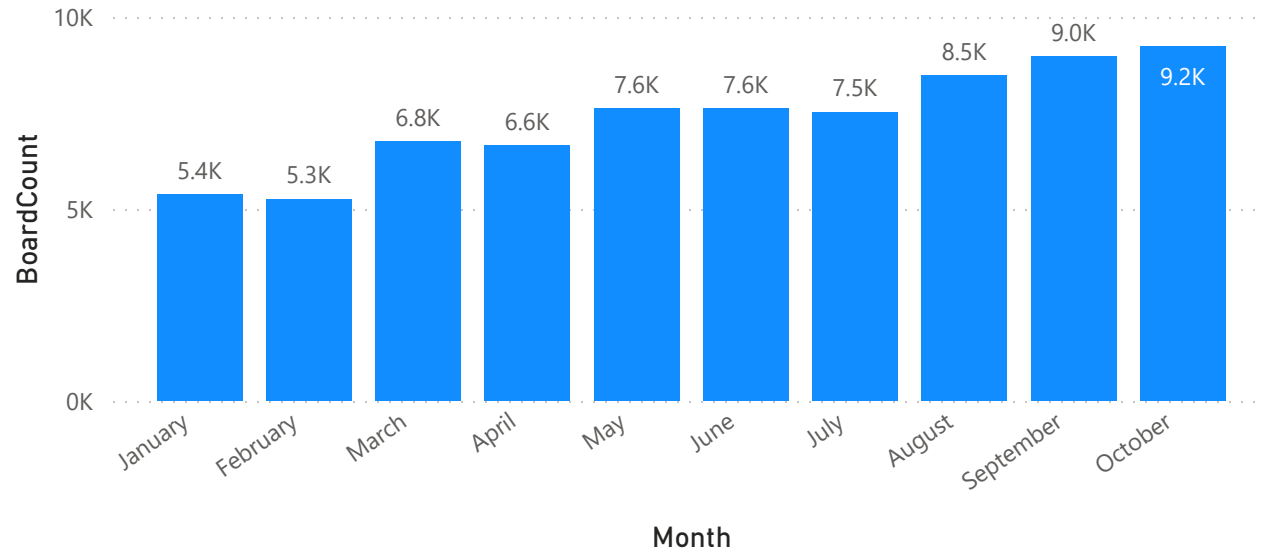
2022 Boards (On)



October 2023 numbers are up approximately 3200 over October 2022. YTD totals already surpassed 2022.

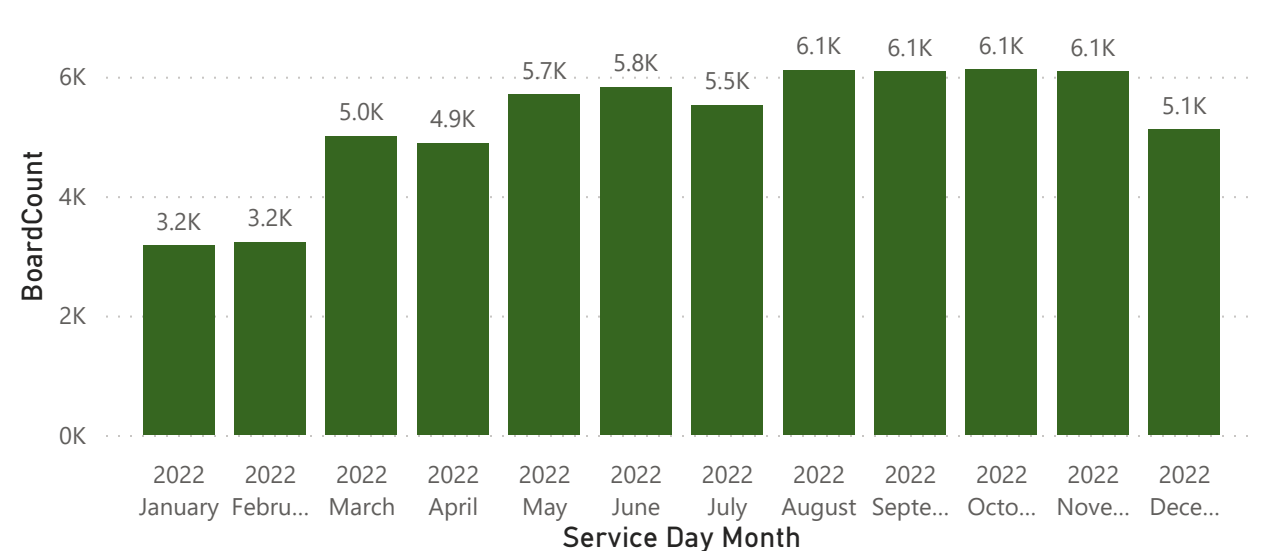
- Daily average riders continue to increase.
- October numbers are the highest 1 month numbers seen so far.
- Page 3 map still shows Patricia drive route. We will update it once it is available.

Board Count by Month 2023

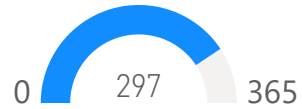


Green - 100+ Yellow - 10 - 99 Red 1-9

Board Count by Year and Month 2022



YTD Days Serviced



Board Count by Stop Name and Average Daily Board Count to date

Top 25 Stops

StopName	BoardCount
1110 Main	24482
720 Coverdale	12407
Cleveland/Pinewood	3282
Coverdale / Wedgewood	2464
Trites / Sussex	2078
Whitepine / Trites	1904
Coverdale / Crystal	1755
Coverdale / Pine Glen	1704
1167 Main	1633
Highfield / Gordon	1590
438 Coverdale	1421
Main / Vaughan Harvey	1308
40 Weldon	1207
Coverdale / Biggs	1146
683 Coverdale	988
402 Coverdale	901
529 Whitepine	750
Gunningsville / Hillsborough	743
710 Coverdale	728
334 Coverdale	662
Pinewood / Pine Glen	658
391 Coverdale	586
Whitepine / Lawson	539
528 Pinewood	478
Sussex / Trites	465
Total	73425



2023 to date
Average Riders
per day by board counts

2022 - 172
YTD 2023 - 247



Stops showing 0 board counts does not indicate the route is not successful. Other stop counts in the area on that route should be considered before that conclusion.

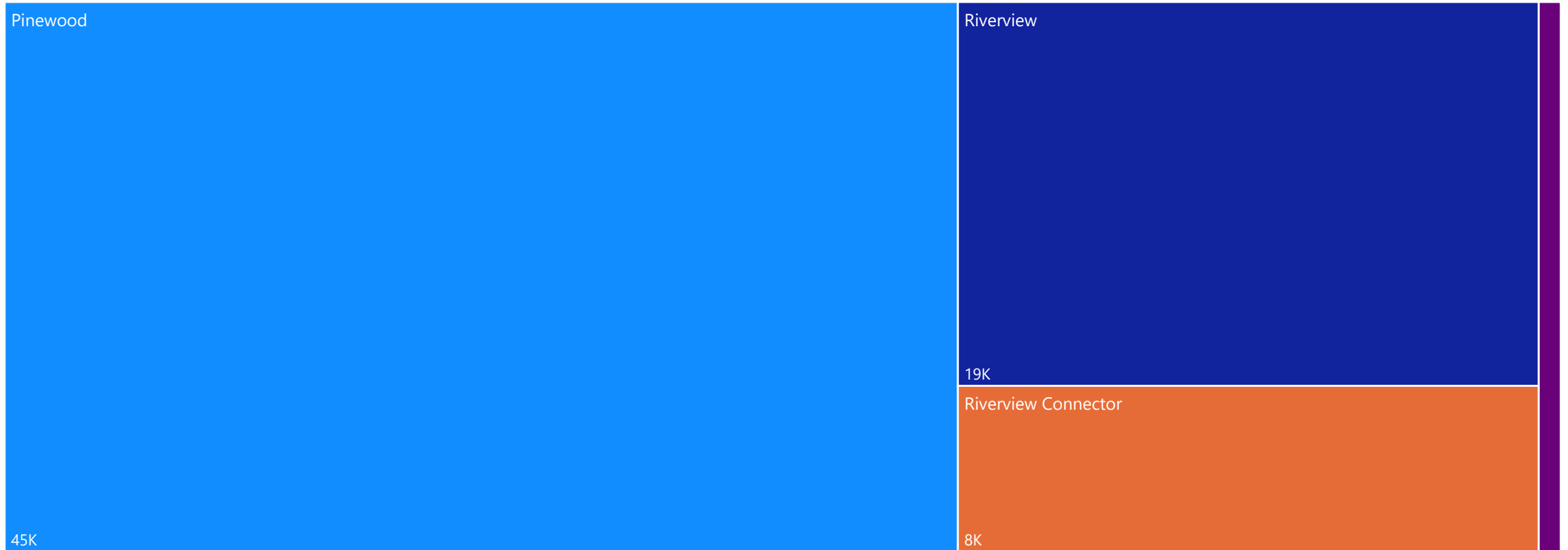
Lowest 25 Stops

StopName	BoardCount
128 Leonard	0
30 Darwin	0
750 Hillsborough	0
866 Coverdale	0
Avondale / Nowlan	0
Coverdale / Branden	0
Darwin / Avondale	0
Nowlan / Point Park	0
Old Coach / Hillsborough	0
Old Coach / Sanford	0
Patricia / Elmer Buck	0
Pine Glen / Glenview	0
153 Sussex	1
93 Muncey	1
Patricia / Brock	1
27 Pine Glen	2
74 Darwin	2
815 Coverdale	2
Leonard / Hillsborough	2
Coverdale / Woolridge	3
Darwin / Bloor	3
822 Coverdale	5
Coverdale / Townsend	6
Old Coach /Leonard	6
745 Hillsborough	7
Total	73425

Ridership by Bus Route 2023 to date

BoardCount by RouteName

Top Routes ● Pinewood ● Riverview ● Riverview Connector ● Place Riverview Place



Pinewood - Route 86

Riverview - Route 81

Riverview Connector - Route 85

Place Riverview - Route 82





Riverview Bus Routes



Routes • Trajets

- 16 Hennessey
- 50 Red Line • Ligne rouge
- 51 Green Line • Ligne verte
- 60 Bessborough
- 61 Elmwood
- 62 Hildegard
- 63 Lewisville
- 64 Hospitals • Hôpitaux
- 65 Killam
- 66 Caledonia
- 67 Edinburgh
- 68 Ch Salisbury Rd
- 81 Riverview
- 82 Place Riverview Place
- 85 Riverview Connector
- 86 Pinewood
- 93 Champlain
- 94 Centrale
- 95 Amirault